



Learning Together, Learning For All, Learning For Life

Online Safety

Our one-stop guide for parents

ONLINE SAFETY

The internet and mobile devices can be amazing resources which enable us to connect, communicate and be creative in a number of different ways. However, technology and the internet are always changing, so being able to keep up to date can be a challenge. You may sometimes feel that your child has better technical skills than you do, however young people still need advice and protection when it comes to using personal devices and communicating online safely and respectfully.

AIMS FROM THIS GUIDE:

- Provide some guidance to support your child to stay safe online
- Inform you of some of the risks your child may encounter online
- Outline the steps we are taking to ensure the school-provided iPad is safe and secure
- Share our in-house E-safe Award and SMART Award resources



GUIDANCE FOR PARENTS

During this uncertain time, we understand having a school-provided iPad at home will come with certain challenges as well as benefits. Therefore, we have set up a dedicated email: support@newbridgegroup.org in case you need any technical advice or support with accessing resources.



We also understand that many parents and carers might feel unknowledgeable about online safety, so to support you in keeping your child safe online we work in partnership with [National Online Safety](https://www.nationalonlinesafety.org) which provide a wide range of videos about online dangers across three main areas:

UNSAFE COMMUNICATIONS

Online relationships; fake profiles; online bullying; online grooming; child sexual exploitation; sexual violence & harassment; sexting and live streaming.

MENTAL HEALTH, WELL-BEING AND LIFESTYLE

Online vs offline identity; social media & mental health; device addiction; online challenges; overspending; online gambling and radicalisation.

MANAGING ONLINE INFORMATION

Online reputation; age-inappropriate content; fraud (online); fake news; targeted advertising; personal data and the dark web.



However, there are so many other useful websites for parents. Just click on the icons below to view the website.



AGE APPROPRIATE APPS

There are so many new apps and games available that it can be difficult to know which ones are age appropriate.

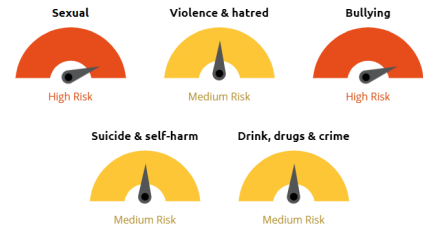
[NetAware](#) have reviewed the most popular social networks, apps and games your child might use. It provides you with official age rating of the app or game and a quick guide to the risks of each.



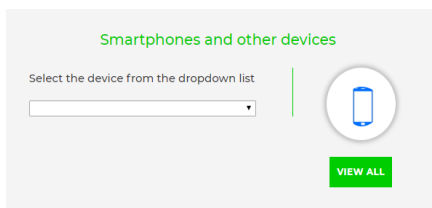
Houseparty

13+ Official age rating

Expert view of the risks...



PARENTAL CONTROLS



Young people use devices alone more than ever before and there is so much unsuitable content which may be harmful to your child, it is important to set parental controls in your house. [Internet Matters](#) have a great guide explaining how to set restrictions on any home broadband, personal device, social media or gaming console.

FAMILY AGREEMENT

Setting restrictions is a good way to protect your child online but you can't control your child's use of technology all the time. A family agreement is a great way to start a conversation with your whole family about how you all use the internet, and discuss how to behave in a positive way when online at home, at school, or at a friend's house. [Childnet](#) provide some family agreement templates, which might be useful.

It's a good idea to have some conversation starters ready. [Click here](#) to view some good examples.


Choose a good time



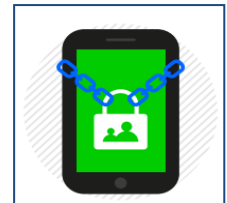
Create a safe space



Discuss online issues



Discuss personal safety



RESOURCES TO USE WITH YOUR CHILD



Digizen

A collection of videos, games and quizzes to get your child thinking about their online activity



Childnet

Mix of activities to do with children of all ages



ThinkuKnow

Home activities to do with your child, whatever age range



CyberCriminal

Fun interactive game which asks multiple choice questions about cyber safety



Hangman

Classic game with questions about e-safety

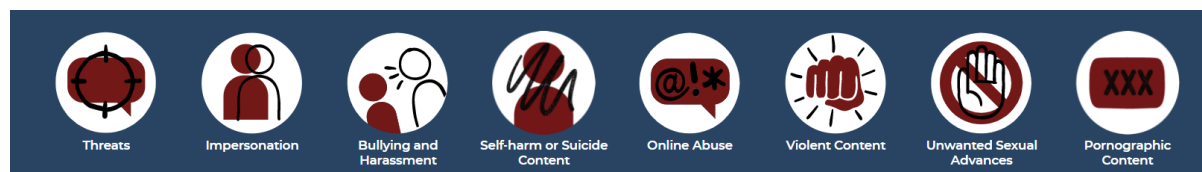
TOP TIPS

- Remind your child to consider the reliability of online material and be aware that it might not be true.
- Encourage child to change privacy settings online to choose which friends are able to see messages and images posted. [Stay Safe Online](#) have a one-stop list of how to do this on any app, game or device.
- Remind your child to regularly review friends lists and remove unwanted contacts.
- Suggest using a family email address for filling in online forms to avoid getting loads of spam and junk email.
- Double check pop ups are blocked on the internet browser. [Click here](#) for step-by-step guide
- Turn off in-app purchasing on home devices. Here's a [guide](#) for IOS and Android devices.



REPORTING HARMFUL CONTENT

If you're worried about an online issue concerning your child, the UK Safer Internet Centre provide a fantastic website with advice and links to report.



If you are suspicious about someone's behaviour towards a child report to [CEOP](#)

If you see any criminal content you should report to the [Internet Watch Foundation](#)

If you see any content that incites hatred you should report to [True Vision](#)

If you want to report the content of an online game then you can report this to [The Video Standards Council \(VSC\)](#).

When should you go to the police?

In extreme situations you might decide to call the police. It might help to consider your responses to these questions when considering what has happened/ is happening online:

- Is someone in immediate danger?
- Has a threat to someone's life been made?
- Has someone's safety been compromised?
- Is someone being forced to take part in sexual behaviours online?

If you answered yes to any of the questions above we would recommend contacting the police as an emergency. It is always best to contact the police by dialling 999 if you or a person you are helping is in immediate danger.

You can report other non-emergency situations (i.e. those that do not require an immediate police response) by dialling 101.

TOTAL E-SAFETY

We are continually looking at how we need to adapt our approach to the use of social media, personal devices and e-safety in general in such an ever-changing technological world. Each site within the New Bridge Group have different methods of delivering e-safety but we all have a 'whole-school' approach to e-safety where it is not just a one-off lesson or assembly but it is part of everyday thinking, dialogue and learning.

SHARP

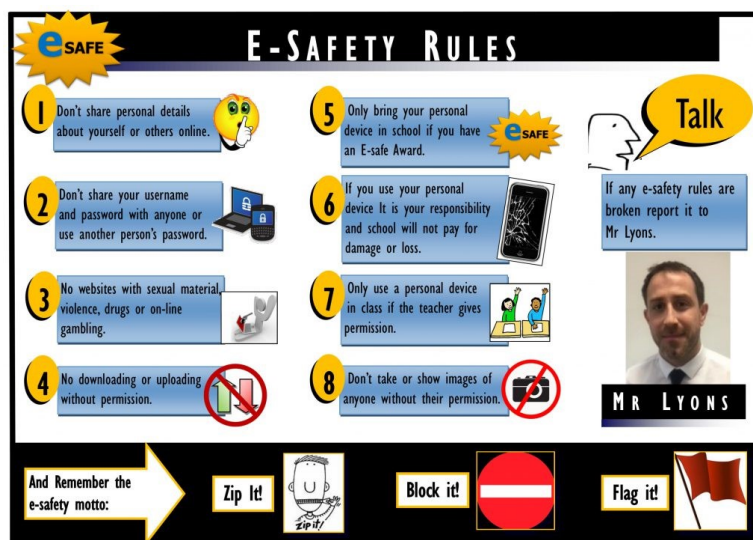
Most of our schools have websites with a dedicated SHARP (School Help And Report Page) which has a wealth of resources that can be accessed from any device connected to the internet. There is also an area for reporting concerns to teachers or to CEOP (Child Exploitation Online Protection) and a wide range of resources and links to useful websites. Please click on the [Hollinwood Academy SHARP](#) to see an example.

ESAFETY RULES

We also promote e-safety in every classroom through our E-safety posters, which do vary from site to site but are designed to be simplistic whilst outlining the key rules which will help use technology safely and respectfully.

ESAFE AWARD

One of our most innovative schemes adopted by Hollinwood School and New Bridge School is our in-house E-safe Award, which allows young people to bring their own personal device into school once they have completed and passed a course. This will only be available for young people who have been given permission by parents to do so and the privilege can be taken away if pupils don't adhere to the e-safety rules. Although this requires lots of additional support in school we strongly believe we are preparing pupils for the world online, outside of school. Please take a look at an example by clicking on the [New Bridge School Esafe Award](#).



SMART AWARD

For many of our primary schools we deliver the SMART Award, which follows a series of characters as they discover how to stay safe with technology. Pupils have to answer questions and complete tasks after watching video clips from 'Adventures of the SMART Crew' by Thinkuknow. [Here](#) is the resource on Spring Brook Lower School's website. Please feel free to go through the course with your children.

If you have any questions about any of the curriculum resources please get in touch via the following email: support@newbridgegroup.org

iPAD SECURITY

Having a school-provided iPad at home is a fantastic resource for your child to be able to continue learning but there will be many parents who are concerned about it being misused or what content can be accessed on the device. The safeguarding of young people is extremely important to us and we have provided a device that is safe and secure. Hopefully this section will give you an overview of some of the measures we have put in place to prevent unwanted contact, content or conduct whilst online.

CONTACT:

The school-provided iPad has specific apps for communication with teachers and other pupils. These apps are 'locked down' so that nobody from outside the New Bridge Group can directly contact your child through the device. Below are a short list of the apps we are using for communication:

SHOWBIE



This app allows work and collaboration between teachers and pupils. Any communication between pupils is overseen by staff.

SEESAW



This app is for work sent teacher > pupil and received pupil > teacher.

OUTLOOK



This is for emails between teachers and pupils. Pupils will not be able to send emails to other pupils. Pupils will not send/receive emails from anyone but school staff.

TEAMS



This is for video chats between teacher and class. Any video broadcasting between pupils will be controlled and managed by staff.

STREAM



This is our very own in-house NewTube channel, which we have recently set up. It is where we will be sharing a range of videos such as 'how to' video guides.

All other communication apps are blocked in order to ensure the safety of your child. Key apps you might be familiar with that are blocked include:

Skype, zoom, instagram, twitter, facebook, snapchat, villains.fandom, houseparty, liveme, younow, whisper, monkey, meetme, omegle, aminoapps, e-chat, chatiw, chatib, tiktok, askfm, kik messenger, tinder, voxer, visco, tumblr, bigo live, to name a few.

CONTENT:

The iPad provided to your child has internet filtering set so that no inappropriate content can be accessed when browsing online. Restrictions include websites containing pornographic, violent or racist content. As you may be aware, the sheer volume of new websites being created means there are times when inappropriate websites might slip through filtering. If you notice any content being accessed on the iPad which you feel is inappropriate please contact school through our e-safety support email: support@newbridgegroup.org

CONDUCT:

We aim to ensure the iPad is a safe and secure learning device for your child. However, there is still an element of responsibility on the user of the device and you as a parent. Hopefully by outlining the many different supportive measures we are taking and sharing the wide range of resources through this booklet, you will feel more knowledgeable and empowered to support your child when they are online.

If you would like any further assistance with anything you have read in this booklet please email: support@newbridgegroup.org